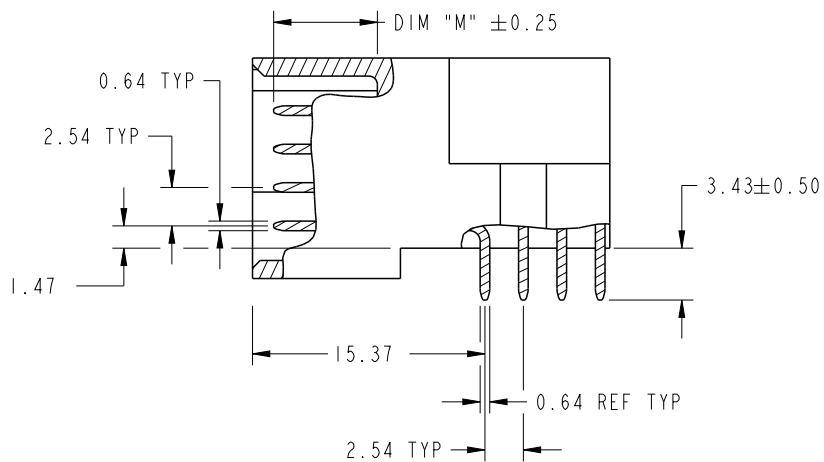


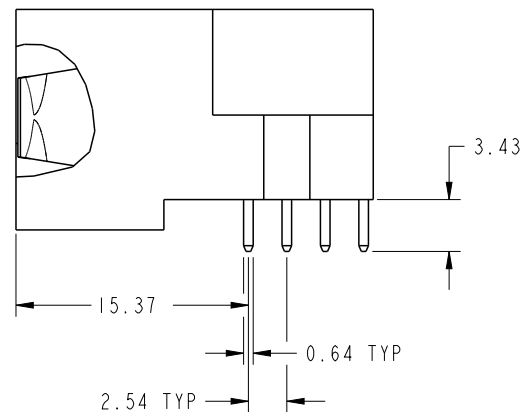


PRODUCT NUMBER

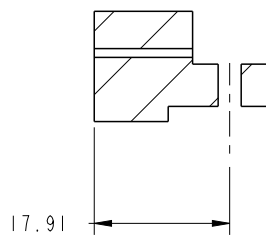
51939-705--  
NOTE: 3



BROKEN-OUT SECTION A-A  
SCALE 2:1



SECTION B-B  
SCALE 2:1

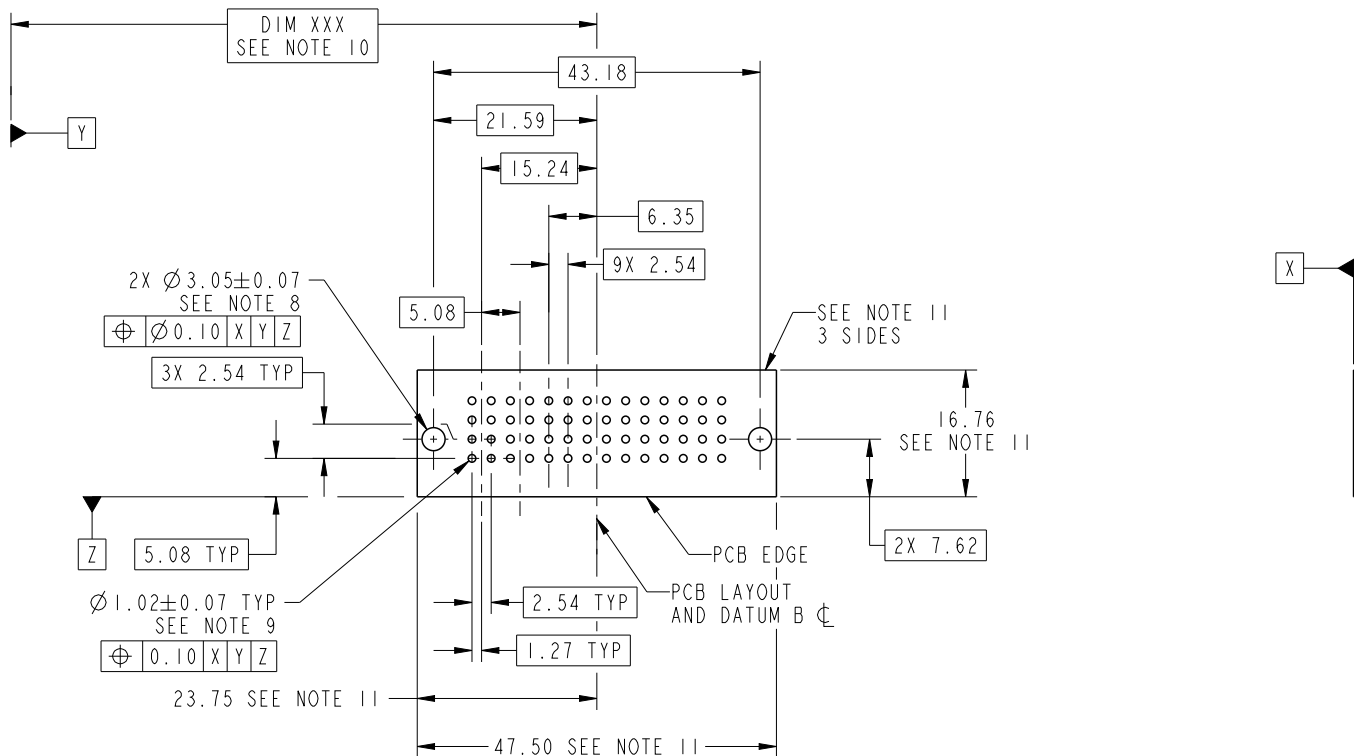


SECTION C-C

dr	Luo Weller	2012/09/05	projection 	MM 	size	A4	scale	1:1
eng	Luo Weller	2012/09/17			ecn no	-		
chr	-	-			rel level	Released		
appr	Pei-Ming Zheng	2012/09/17	product family	PwrBlade	rev	A		
	title	2DCP + 40S RIGHT ANGLE SOLDER HEADER		dwg no	51939-705			
www.fci.com	cat. no.	-	Product - Customer Drw		sheet 2 of 4			

PRODUCT NUMBER

51939-705\_\_  
NOTE: 3



RECOMMENDED PCB LAYOUT

dr	Luo Weller	2012/09/05	projection 	MM 	size	A4	scale	1:1		
eng	Luo Weller	2012/09/17			ecn no	-				
chr	-	-			rel level	Released				
appr	Pei-Ming Zheng	2012/09/17	product family	PwrBlade						
	title			2DCP + 40S		dwg no		51939-705	rev	A
www.fci.com	cat. no.			-		Product - Customer Drw		sheet 3 of 4		

PRODUCT NUMBER

51939-705\_\_  
NOTE: 3

NOTES:

1. DIMENSIONS AND TOLERANCES ARE IN ACCORDANCE WITH ASME Y14.5M, 1994 UNLESS OTHERWISE SPECIFIED.

CONNECTOR NOTES:

- 2. HOUSING MATERIAL: UL 94 V-0 GLASS FILLED HIGH-TEMP THERMOPLASTIC  
POWER CONTACT MATERIAL: COPPER ALLOY  
SIGNAL PIN MATERIAL: COPPER ALLOY
- 3. SEE ITEM 1 & 2 IN PRINT 10064183 FOR PLATING SPEC OF 51939-705 AND 51939-705LF RESPECTIVELY.
- 4. MANUFACTURER'S NAME, DATE CODE AND OPTIONAL P/N TO APPEAR ON THIS SURFACE. THE P/N CAN BE OMITTED IF THERE IS NOT ENOUGH SPACE ON THIS SURFACE.
- 5. PRODUCT SPECIFICATION GS-12-149.  
APPLICATION SPECIFICATION BUS-20-067.
- 6. PACKAGED IN TRAYS.

PCB NOTES:

- 7. ALL HOLE DIAMETERS ARE FINISHED HOLE SIZE.
- 8. MOUNTING HOLES, WHERE APPLICABLE, ARE UNPLATED.
- 9.  $\varnothing 1.151 \pm 0.025$  DRILLED HOLES PLATED WITH  
0.008 MIN SnPb OR Sn OVER 0.03  
TO 0.08 Cu PLATING TO ACHIEVE  
 $\varnothing 1.02 \pm 0.07$  HOLE.
- 10. "DIM XXX" TO BE DETERMINED BY THE CUSTOMER.
- 11. CONNECTOR KEEP-OUT ZONE.

dr	Luo Weller	2012/09/05	projection 	MM 	size	A4	scale	1:1
eng	Luo Weller	2012/09/17			ecn no	-		
chr	-	-			rel level	Released		
appr	Pei-Ming Zheng	2012/09/17	product family	PwrBlade	rev	51939-705	A	
		title	2DCP + 40S RIGHT ANGLE SOLDER HEADER		dwg no	www.fci.com		
cat. no.	-	Product - Customer Drw	sheet 4 of 4					