

Printed-circuit board connector - DFK-PC 16/ 7-STF-10,16 - 1703506

Please be informed that the data shown in this PDF Document is generated from our Online Catalog. Please find the complete data in the user's documentation. Our General Terms of Use for Downloads are valid (<http://phoenixcontact.com/download>)

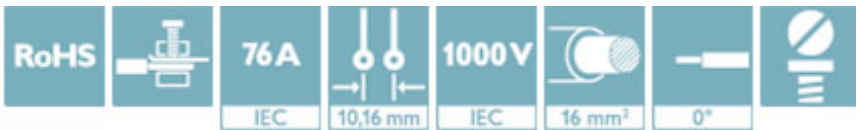
Feed-through connector, nominal current: 76 A, rated voltage (III/2): 1000 V, number of positions: 7, pitch: 10.16 mm, connection method: Screw connection with tension sleeve, color: green, contact surface: Silver



The figure shows a 5-pos. version of the product

Why buy this product

- Well-known connection principle allows worldwide use
- Low temperature rise, thanks to maximum contact force
- Allows connection of two conductors
- Flange system enables secure fixing to the housing panel by means of tool-free snap-in locking or screws



Key Commercial Data

Packing unit	10 STK
GTIN	
GTIN	4017918994426

Technical data

Dimensions

Length [l]	44.1 mm
Width [w]	106.48 mm
Height [h]	27.8 mm
Pitch	10.16 mm
Dimension a	60.96 mm

General

Range of articles	DFK-PC 16/..-ST
Type of contact	Male connector
Number of positions	7
Connection method	Screw connection with tension sleeve
Insulating material group	I

Printed-circuit board connector - DFK-PC 16/ 7-STF-10,16 - 1703506

Technical data

General

Rated surge voltage (III/3)	8 kV
Rated surge voltage (III/2)	8 kV
Rated surge voltage (II/2)	6 kV
Rated voltage (III/3)	1000 V
Rated voltage (III/2)	1000 V
Rated voltage (II/2)	1000 V
Connection in acc. with standard	EN-VDE
Nominal current I_N	76 A
Nominal cross section	16 mm ²
Maximum load current	76 A
Insulating material	PA
Flammability rating according to UL 94	V0
Internal cylindrical gage	A6
Stripping length	12 mm
Screw thread	M4
Tightening torque, min	1.7 Nm
Tightening torque max	1.8 Nm

Connection data

Conductor cross section solid min.	0.75 mm ²
Conductor cross section solid max.	16 mm ²
Conductor cross section flexible min.	0.75 mm ²
Conductor cross section flexible max.	16 mm ²
Conductor cross section flexible, with ferrule without plastic sleeve min.	0.5 mm ²
Conductor cross section flexible, with ferrule without plastic sleeve max.	16 mm ² Only in connection with CRIMPFOX 16 S
Conductor cross section flexible, with ferrule with plastic sleeve min.	0.5 mm ²
Conductor cross section flexible, with ferrule with plastic sleeve max.	16 mm ² Only in connection with CRIMPFOX 16 S
Conductor cross section AWG min.	18
Conductor cross section AWG max.	6
2 conductors with same cross section, solid min.	0.75 mm ²
2 conductors with same cross section, solid max.	6 mm ²
2 conductors with same cross section, stranded min.	0.75 mm ²
2 conductors with same cross section, stranded max.	6 mm ²
2 conductors with same cross section, stranded, ferrules without plastic sleeve, min.	0.5 mm ²
2 conductors with same cross section, stranded, ferrules without plastic sleeve, max.	4 mm ²
2 conductors with same cross section, stranded, TWIN ferrules with plastic sleeve, min.	0.5 mm ²
2 conductors with same cross section, stranded, TWIN ferrules with plastic sleeve, max.	6 mm ²
Minimum AWG according to UL/CUL	20

Printed-circuit board connector - DFK-PC 16/ 7-STF-10,16 - 1703506

Technical data

Connection data

Maximum AWG according to UL/CUL	6
---------------------------------	---

Standards and Regulations

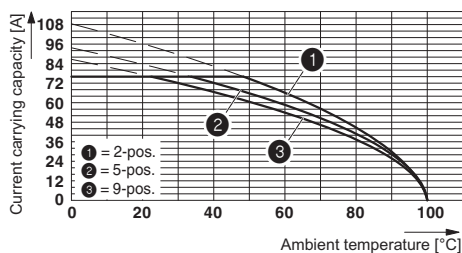
Connection in acc. with standard	EN-VDE
	CUL
Flammability rating according to UL 94	V0

Environmental Product Compliance

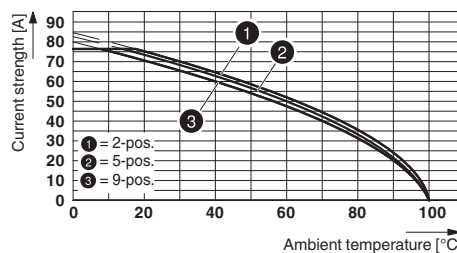
REACH SVHC	Lead 7439-92-1
China RoHS	Environmentally Friendly Use Period = 50
	For details about hazardous substances go to tab "Downloads", Category "Manufacturer's declaration"

Drawings

Diagram



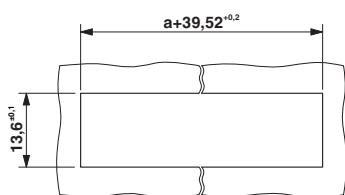
Diagram



Derating curve for: PC 16/...-ST-10.16 with DFK-PC 16/...-ST-10.16

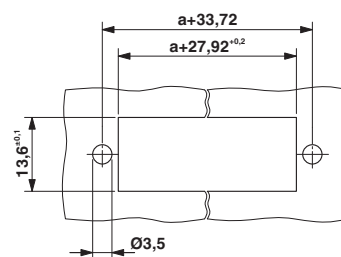
Type: SPC 16/...-ST(F)-10,16 with DFK-PC 16/...-ST(F)-10,16

Dimensional drawing



Sheet metal cutout for snap-on.

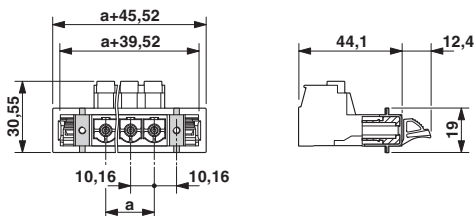
Dimensional drawing



Sheet metal cutout for screw connection.

Printed-circuit board connector - DFK-PC 16/ 7-STF-10,16 - 1703506

Dimensional drawing



Approvals

Approvals

Approvals

SEV / IECCE CB Scheme / EAC / cULus Recognized

Ex Approvals

Approval details


SEV		https://www.electrosuisse.ch/en/meta/shop/product-certificates.html	IK-3431
Nominal voltage UN		1000 V	
Nominal current IN		76 A	
mm ² /AWG/kcmil		16	

IECEE CB Scheme		http://www.iecee.org/	CH-8077
Nominal voltage UN		1000 V	
Nominal current IN		76 A	

EAC		B.01742
-----	--	---------

Printed-circuit board connector - DFK-PC 16/ 7-STF-10,16 - 1703506

Approvals

cULus Recognized		http://database.ul.com/cgi-bin/XYV/template/LISEXT/1FRAME/index.htm E60425-20040202
	B	C
Nominal voltage UN	600 V	600 V
Nominal current IN	55 A	55 A
mm ² /AWG/kcmil	20-6	20-6

Phoenix Contact 2018 © - all rights reserved
<http://www.phoenixcontact.com>

PHOENIX CONTACT GmbH & Co. KG
Flachmarktstr. 8
32825 Blomberg
Germany
Tel. +49 5235 300
Fax +49 5235 3 41200
<http://www.phoenixcontact.com>